

Review and Remember 1

The verb *be*

+ / - / ?

The verb *be* has three forms: *am*, *are*, and *is*.
The contractions are *'m*, *'re*, and *'s*.
Use *not* to make negatives. Contraction – *n't*.
Change the word order to make questions.
You are hungry. → *Are you hungry?*

1 Write the two forms of these contractions
(*am not* has only one contraction).

- | | | |
|-----------------|--------------------|--------------------|
| 1 I am not. | <u>I'm not.</u> | <u>—</u> |
| 2 You are not. | <u>You're not.</u> | <u>You aren't.</u> |
| 3 He is not. | | |
| 4 She is not. | | |
| 5 It is not. | | |
| 6 We are not. | | |
| 7 They are not. | | |

2 Write the questions.

- | | |
|----------------------------|------------------------|
| 1 You're hungry. | <u>Are you hungry?</u> |
| 2 He's French. | |
| 3 It's an electronic pass. | |
| 4 They're correct. | |
| 5 We're ready. | |
| 6 The numbers are wrong. | |
| 7 The manual's in English. | |

✓ / ✗

To answer 'yes', don't use contractions. Yes,
she is, not ~~*Yes, she's.*~~
To answer 'no', use contractions. No, *she isn't*.










3 Complete the answers.

- | | |
|----------------------|-----------------------|
| 1 Is she English? | Yes, <i>she is</i> . |
| 2 Is he English? | No, <i>he isn't</i> . |
| 3 Is it my turn? | Yes, |
| 4 Are we ready? | No, |
| 5 Are the cables OK? | Yes, |
| 6 Is this room 962? | No, |
| 7 Are you hungry? | No, |

Classroom instructions

Complete the instructions with verbs from
the list.

Say	Spell	Listen to
Write	Check	Look at
Read	Open	Work with

- | | |
|--|-------------------------------|
| 1  | <u>Read</u> the instructions. |
| 2  | your book. |
| 3  | the picture. |
| 4  | the cassette. |
| 5  | the word. |
| 6  | the word. |
| 7  | the number. |
| 8  | a partner. |
| 9  | your answers. |

At reception

- 1 Complete the conversation with words and phrases from the list

What's your name	no problem	Sorry
what company	do you spell	to see
here you are	Thanks	room
a little English		

- A Good morning.
 B Good morning. I'm here¹
 Emma Tanner.
 A², please?
 B Svenson. Ulf Svenson.
 A How³ that?
 B S-V-E-N-S-O-N.
 A And⁴ are you with?
 B Sundsvall Engineering.
 A Is this your first visit?
 B⁵?
 A Is this your first visit here?
 B Yes, it is. Sorry, I only speak
⁶.
 A OK,⁷. Do you have a
 passport?
 B Yes,⁸.
 A⁹. That's fine, Mr Svenson.
 Emma Tanner is in¹⁰ 406.

- 2 Read the conversation with a partner.

Parts and equipment

- 1 Match the words in the list to the correct picture in the grid below.

Write the square number. (You can ask your teacher for help or use a dictionary.)


















screw	...E4...	socket
washer	tape measure
spring	ruler
clip	hard hat
hook	glove
belt	microphone
nut	camera
bolt	disk
clamp	bulb
cog	cart
gauge	lead
fuse	pallet
drill	bottle
cable	pipe
hose	paintbrush
plug	wheel

- 2 Work with a partner. Take turns to test each other.

Example

A What's E4?

B It's a screw.

	E	J	Y	I	G	A	H	R
4								
14								
40								
44	