



# 10

## Here or there?


### Locating things

- 1  What's lost? Where is it?  
Listen and find out.



- 2 Answer the questions.

- 1 Why is he in a hurry?
- 2 Where's the meeting?
- 3 Where are his car keys?
- 4 What's the time?

- 3  Listen again and complete the sentences.

- 1 It's not ..... the door with the other manuals?
- 2 Is it ..... a file?
- 3 Is it ..... the shelf ..... the boxes?
- 4 No, I think it's ..... a bag.
- 5 What's that ..... the radiator?
- 6 Look, they're ..... the papers ..... the monitor.

- 4 Look at the picture of the office and complete the sentences. Use the words in the list.

on	under	in front of	between
in	next to	behind	

- 1 The scissors are ..... the desk drawer.
- 2 The manuals are ..... the door.
- 3 The papers are ..... the monitor.
- 4 The disks are ..... the desk.
- 5 The telephone book is ..... the boxes.
- 6 The glasses are ..... the keyboard.
- 7 The gloves are ..... the desk.



## 5 Work with a partner.

**A** – you need the things in list A.

**B** – you need the things in list B. Look at the picture. Have conversations like this:

A Can you see my manual?

B Is it behind the door?

A No, it isn't.

B Is it in the green bag?

A Yes, it is! Thank you!

B Can you see my keys?

A Are they on the shelf?

B No, they aren't.

A Are they in front of the monitor?

B Yes, they are. Thanks!

### List A

newspaper

manual

batteries

gloves

passport

tape measure

reading glasses

dictionary

tool box

scissors

coffee

### List B

keys

electric drill

watch

wallet

computer disks

telephone book

photos

calculator

umbrella

mobile phone

sandwiches

## 6 Play a game with a coin. Your teacher leaves the room and you hide the coin. When they come back, answer their questions.

Example

Your teacher Is it near the window?

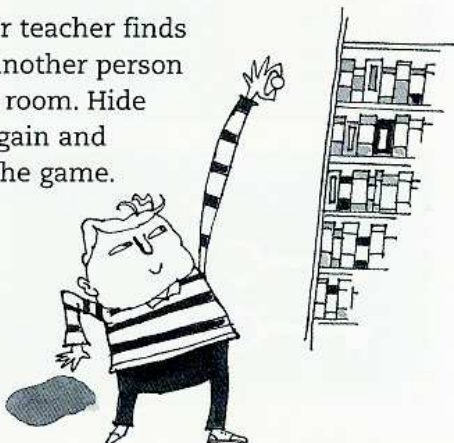
You Yes, it is.

Your teacher Is it under the table?

You No, it isn't.

Your teacher Is it ...?

When your teacher finds the coin, another person leaves the room. Hide the coin again and continue the game.



## Telling the time

### 1 Look at your watch. What's the time?

#### Saying times

We can say times in different ways.



1  
seven o'clock  
seven



2  
seven fifteen  
quarter past seven



3  
three thirty  
half past three



4  
eight forty-five  
quarter to nine\*



5  
six ten  
ten past six



6  
eleven fifty-five  
five to twelve\*

*AmE* – quarter to nine or quarter of nine; ten past six or ten after six; five to twelve or five of twelve.

### 2 Work with a partner. Take turns to ask and answer questions about these times.

A What time is it?

B It's nine thirty.



1



2



3



4



5



6

### 3 What time do you:

get up in the morning?


start work?


finish work?

go to bed at night?




## this and that

1  Listen to the conversations. Complete the sentences.



- 1  
A Can you help me?  
B Sure, what's the problem?  
A It's ..... bulb. It's burnt out.  
B There's a new bulb in ..... box over there.



- 2  
A Are you busy?  
B No, what's up?  
A It's ..... batteries. They're flat.  
B There are some new batteries in ..... boxes over there.

2 Look at the pictures again.

**Picture 1** Is the bulb near the people? What about the box?


**Picture 2** How many batteries and boxes are there? Are they near the people?

Complete the rules by writing *this*, *that*, *these*, or *those*.

### this, that, these, and those




We use ..... for one thing that is near.



We use ..... for two or more things that are near.

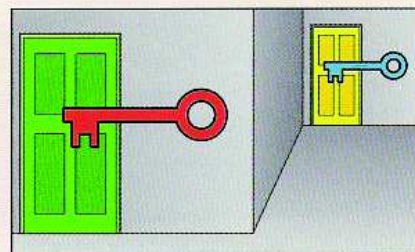


We use ..... for one thing that is over there.

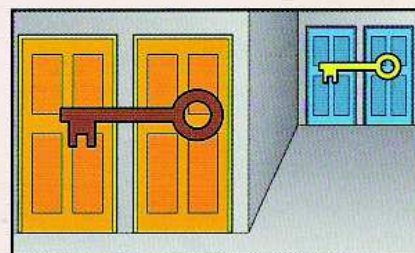


We use ..... for two or more things that are over there.

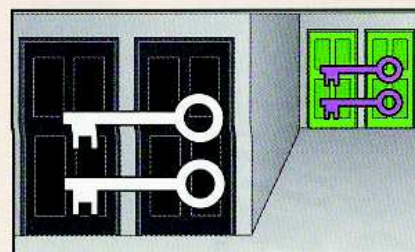
3 What colours are these keys and doors? Which keys unlock which doors? Look at the pictures and complete the table.



1 This key unlocks that door.



2 This key unlocks these doors.



3 Those keys unlock those doors.



4 Look at the picture. What colour are:

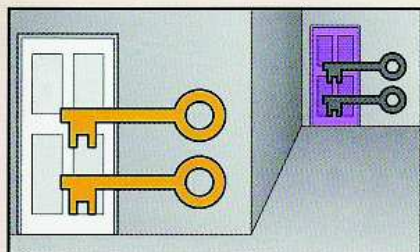
- 1 the trucks?
- 2 the cables?
- 3 the rolls of tape?



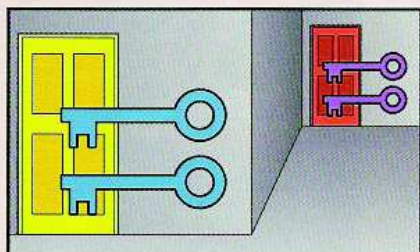
5 Read the instructions and answer the questions.

'Put these cables in those boxes. Seal the boxes with this tape and put them on that truck. Put those cables in these boxes. Then seal the boxes with that tape and put them on this truck.'

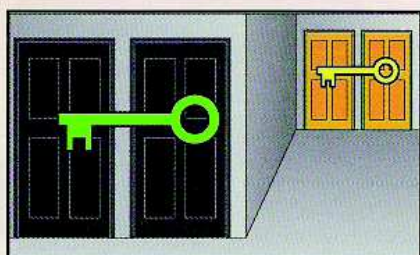
- 1 Where are the green cables now?
- 2 Where are the yellow cables now?
- 3 What colour tape is on the boxes in front of the red truck?



4 Those keys unlock this door.



5 These keys unlock that door.



6 That key unlocks these doors.

	Key colour	Door colour
1	red	yellow
2		
3		
4		
5		
6		