
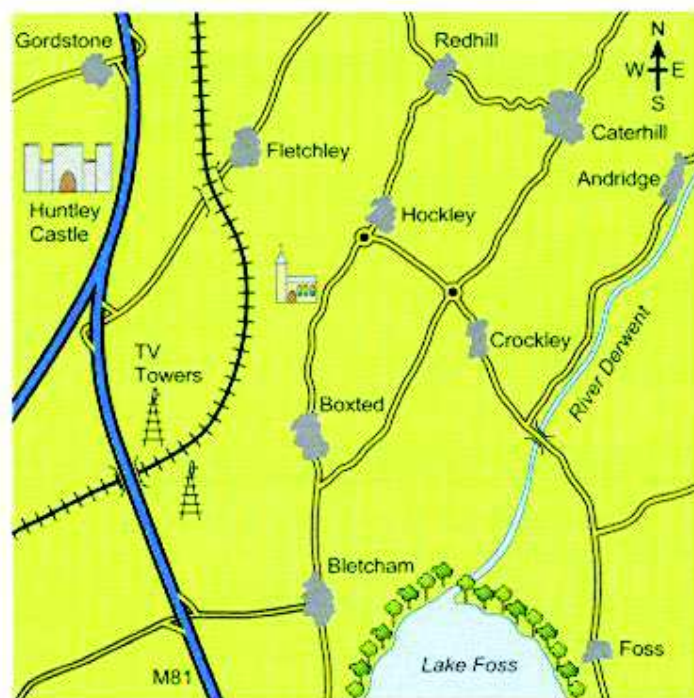



# 13 Out and about

## Giving directions

- 1  Listen to someone asking for directions. Draw the route they should take on the map.



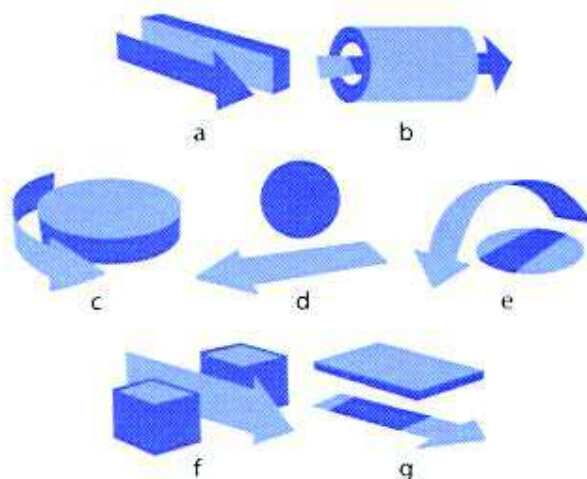
- 2  Listen again and complete the sentences.

- 1 You need to get on the motorway and ..... south.
- 2 ..... going for five miles or so.
- 3 You'll go ..... a castle on the right.
- 4 Take the left-hand ..... and go over the railway lines. Then ..... the motorway at the next exit.
- 5 Turn left at the ..... in Bletcham.
- 6 Head ..... Boxted. But don't go ..... Boxted. Turn right just ..... it. The road is ..... to Caterhill.
- 7 Then you'll come to a roundabout\*. Take the .....
- 8 It ..... a river – it's very pretty.
- 9 You'll see our factory ..... the .....
- 10 You can't ..... it!

roundabout **BrE** – traffic circle **AmE**

- 3 Match the prepositions to the correct diagrams.

- 1 over 2 under 3 between 4 along  
5 past 6 through 7 around



- 4 Look at the map in 1 and complete these sentences with a preposition from 3.

- 1 The road to Fletchley goes ..... the railway line.
- 2 The motorway goes ..... the railway line.
- 3 The railway line runs ..... two television towers.
- 4 When you drive from Boxted to Redhill, you pass ..... Hockley.
- 5 You drive ..... a church on your way from Boxted to Hockley.
- 6 The road to Andridge goes ..... the river.
- 7 There are a lot of trees ..... Lake Foss.

- 5 Complete these instructions for getting from Foss to Fletchley. Use the words in the list.

towards    exit    along    miss    off  
signposted    after    under    right    past

Head north towards Crockley. Just .....<sup>1</sup> you go through Crockley, you'll come to a roundabout. Take the first .....<sup>2</sup>. It's .....<sup>3</sup> to Bletcham. Turn .....<sup>4</sup> at the traffic lights in Bletcham and join the motorway. Go .....<sup>5</sup> the motorway for about five miles and you'll go .....<sup>6</sup> two television towers on the right. Get .....<sup>7</sup> the motorway at the next exit. Go through the tunnel .....<sup>8</sup> the railway line and you'll come to Fletchley. You can't .....<sup>9</sup> it!

- 6 Play a game with the class. Make two teams. Each team writes directions from the room you're in now to another place. Take turns to read your directions to the other team. The other team listens and says what place it is.



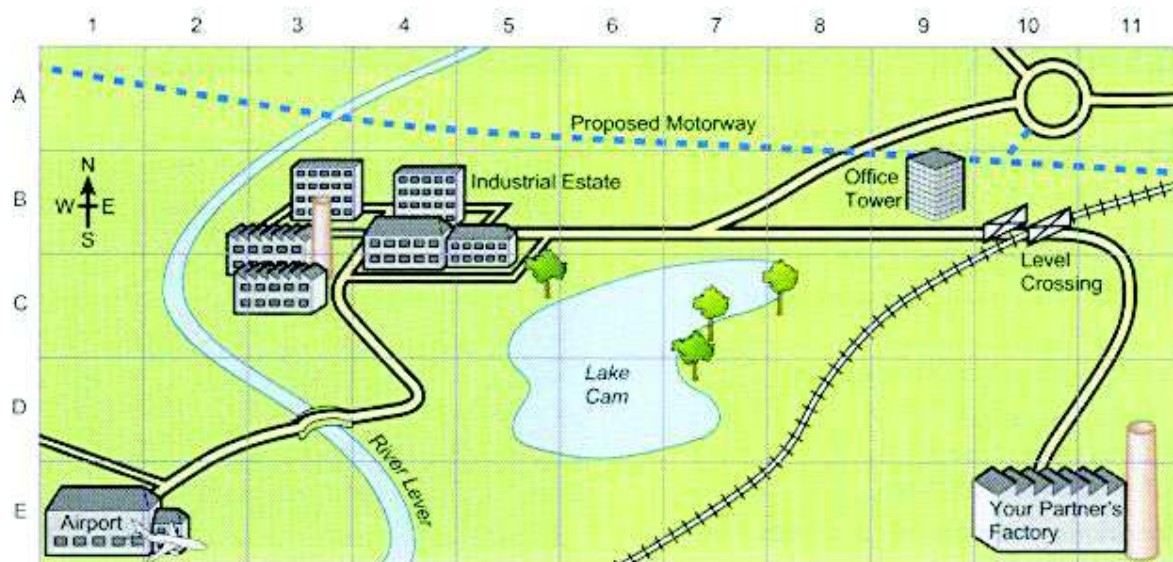
- 7 Work with a partner.

A – look at the information below.

B – look at file 27 on page 111.


A

You are at the airport and you need to get to your partner's factory. Your map is old and out of date. Ask your partner how to get there and draw the route on your map. (Use the grid boxes to help you.)






## Getting around

- 1  What do you think these people are saying?  
Listen to the travellers asking and answering questions.  
Match each conversation to the correct photograph.



- 2  Listen to conversation 1 again.
- 1 Does the bill include tax and service?
  - 2 How will the customer pay the tip?
  - 3 What's wrong with the bill?
  - 4 What else does the customer need?

- 3 Read the menu. Find the names of:

- 1 two types of fruit
- 2 three types of meat
- 3 four types of vegetable.

Brainstorm the names of more fruits, meats, and vegetables.






- 4 Who could say these things in a restaurant: a waiter or a customer?

- 1 Here's the menu.
- 2 Can you tell me what this is?
- 3 What can you recommend?
- 4 Would you like a starter?
- 5 I'll have the salmon for my main course.
- 6 How would you like your steak cooked?

- 5 Work with a partner.


- A – you are waiter in a restaurant.  
B – you are a customer. Order a meal and pay the bill.

- 6  Listen to conversation 2 again and complete the questions.

- 1 Did you ..... these bags yourself?
- 2 Has anyone ..... you anything to carry?
- 3 And have you ..... them with you the ..... time ..... you packed?
- 4 Are you ..... any knives or sharp instruments?
- 5 Do you have any ..... with you?

- 7 Use the questions in 6 to act out the conversation with a partner.

- A – you are the security guard.  
B – you are the passenger.

- 8  Listen to conversation 3 again. Are these statements true (T) or false (F)?

- 1 The bus goes to Heathrow.
- 2 The man wants to go to terminal 4.
- 3 He buys a return ticket for £18.15.
- 4 The bus driver can't give him change.
- 5 The bus will get there at around 4.30.
- 6 The driver will tell him when they arrive.

### Asking people to repeat

If you don't hear, you can say *Could you say that again?* or simply *Sorry?*

You can also be more specific:

*Sorry, where does it go? How much was that?*

- 9 Practise asking someone to repeat information. Work with a partner. Take turns to ask specific questions about the information in **bold**. Use the phrases in the list.

how much	where	how far	why
what time	how long	how many	

### Example

A *This bus goes to Gatwick.*

B *Sorry, where does it go?*

A *Gatwick.*

- 1 This bus goes to **Gatwick**.
- 2 It leaves at **2.30**.
- 3 It'll take a **couple of hours**.
- 4 Gatwick's about **60 miles**.
- 5 We'll make **three** stops.
- 6 A single ticket's **£16.50**.
- 7 I can't give you change, because I don't carry it.

- 10  Listen to conversation 4 again.

- 1 What's the price?
- 2 What does it include?
- 3 What's CDW?
- 4 What happens if she has an accident?

### Checking understanding

We often check information by:

– asking more questions: *What's CDW? Does that mean ...?*

– repeating things ourselves: *Did you say ...? So that's ... then?*

- 11 Work with a partner.

A – look at the information below.

B – look at file 5 on page 103.

A – ask your partner what these abbreviations mean and check you understand. Try to use the phrases in the box.

- 1 PIN
- 2 VAT
- 3 ID
- 4 WC
- 5 ATM
- 6 ZIP