

16

Can you help me?

Asking for help

1 Listen to people asking for help. Number the pictures 1-5.




a ☐



b ☐



c ☐



d ☐



e ☐

2 Listen again and complete the questions.

- 1 Can I that cart?
- 2 Can you me a hand?
- 3 Can you the password?
- 4 Can I your car tomorrow morning?
- 5 Can you the screwdriver?

3 Match the replies to the questions in 2.

- a I'm afraid I can't. I can't remember it.
- b I'm sorry, but you're not insured.
- c Yes, help yourself.
- d I only have two hands, you know.
- e What are you trying to do?

4 When do we say *Can I ...* and when do we say *Can you ...*?

Asking for help

To ask if it's OK to do something, say *Can I ...*?
To ask someone to do something, say *Can you ...*?

Complete these questions with *Can I* or *Can you*.

- 1 help me?
- 2 smoke in here?
- 3 have a cup of coffee?
- 4 give me a hand?

5 Work with a partner. Take it in turns to ask if it's OK to do different things. Practise saying yes and no again.

- A *Can I make another pot of coffee?*
B *Sure, go ahead.*
A *Thanks.*

- A *Can I turn on the heater?*
B *I'm afraid it doesn't work.*
A *OK, it doesn't matter.*



have?



another pot?



close?



turn on?



switch off?



5,000 copies?



sit down?



check my emails?



borrow?



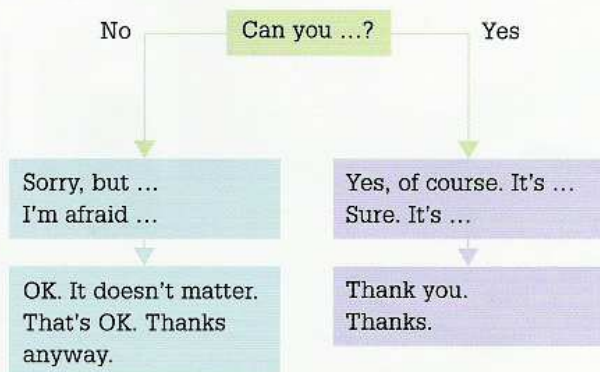
look at?



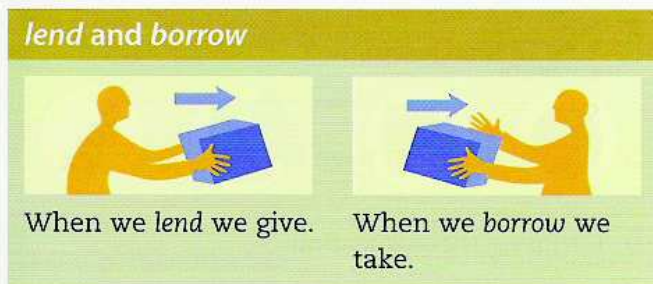
my friend in Australia?

- 6 Work with a partner. Take turns to ask and answer these questions. Use the phrases in the boxes below.

- 1 Can you spell your name for me?
- 2 Can you tell me your computer password?
- 3 Can you spell your email address?
- 4 Can you give me your date of birth?
- 5 Can you tell me your passport number?



- 7 When do we say *lend* and when do we say *borrow*?



Practise lending and borrowing with a partner. Use these questions.

Can you lend me ...?

Can I borrow ...?

Ask about these things:

- a pen
- a dictionary
- your car
- a mobile phone
- a calculator
- some money

Example

A Can you lend me your pen?

B Yes, sure.

A Can I borrow your car?

B I'm sorry, but you can't. It's not insured.

- 8 Work with one or two other students. Turn to file 24 on page 109 and play a game.

Saying how long

- 1 Listen and complete the label.

CVS Machine Model 24A

OUTPUT: pieces per hour

RETOOLING TIME: minutes

CLEANING TIME: hours

- 2 Work with a partner. Ask and answer these questions.

- 1 How long does it take to make 500 pieces?
- 2 And what about 3,000 pieces?
- 3 How long does it take to retool the machine?
- 4 And what about cleaning it?

- 3 Work in teams and try to answer the questions. How long does it take:

- 1 to walk a mile if you're walking at 4 mph?
- 2 to walk to the sun if you're walking at 4 mph?
- 3 the earth to travel round the sun?
- 4 the moon to travel round the earth?
- 5 light from the sun to travel to the earth?

- 4 Match each answer to the correct question.

- a about a month
- b 15 minutes
- c around 8 minutes 18 seconds
- d approximately one year
- e about 2,670 years

- 5 Find out who has the best and worst journey to work. Ask different students these questions.

- 1 How do you travel to work in the mornings? (by car, train, etc.)
- 2 How long does it take?
- 3 How long does it take if the traffic is bad?
- 4 How long does it take if you travel a different way? (for example, by bus, not car)
- 5 How long does take if you walk?

How much and How many

- 1 Look at the first aid kit. Say what's there.

There's a face mask.

There's some insect sting spray.

There are some gloves.

Which things are countable and which things are uncountable? (See page 57 for help.)



- 2 (16.3) Listen to one half of a telephone call. What is it about?

- 3 What does Louisa say? Complete the telephone call.

A Gilles Prost.

B 1

A Hello, Louisa. How are you?

B 2

A Fine, thanks. What can I do for you, Louisa?

B 3

A How much do you need?

B 4

A So that's two bottles of alcohol. Anything else?

B 5

A How many do you need?

B 6

A So that's fifteen bandages. Anything else?

B 7

A OK, I'll send them right away.

B 8

A You're welcome.

B 9

A Goodbye.

- 4 (16.4) Listen to the whole call and check your answers.

- 5 Turn to file 26 on page 110.

- 6 Compare these questions.

How many bandages do you need?

How much tape do you need?

When is it many and when is it much?

Complete the rules by writing *How much* or *How many*.

How much and How many

With countable nouns, we ask

With uncountable nouns, we ask

7 Work with a partner. Act out a similar phone call about this order. Ask and answer *How many ...?* or *How much ...?*

- A I need some alcohol.
 B How much do you need?
 A Two bottles.
 B So that's two bottles of alcohol. Anything else?
 A Yes, I need some plasters.
 B How many do you need?

Item	Quantity
alcohol	2 bottles
plasters	4 packets
bandages	60
face masks	3 boxes
insect sting spray	6 cans
tape	40 rolls
latex gloves	20 pairs
antiseptic cream	8 tubes
aspirins	5 bottles

Packages, containers, and units

We can't count uncountable nouns, but we can count their packages, containers, and units.



some paint
 (paint = uncountable)
 two cans of paint
 (can = countable)



some money
 (money = uncountable)
 a cent
 (cent = countable)



8 Complete the phrases with words from the list.

piece	barrel	glass	tube	bag
packet	box	can	sheet	roll

- 1 a of water
- 2 a of sand
- 3 a of tissues
- 4 a of wood
- 5 a of chewing gum
- 6 a of oil
- 7 a of tape
- 8 a of insect spray
- 9 a of paper
- 10 a of toothpaste



Calculations

1 Match the symbols to what we say.

1 + 2 = 3 x or * 4 - 5 / or ÷

- a multiplied by d divided by
 b minus e equals
 c plus


2 Complete these equations with one of these symbols: +, x, -, ÷.

- a $8 \square 4 = 2$ c $7 \square 12 = 19$
 b $15 \square 5 = 10$ d $6 \square 2 = 12$

Say the equations.

Example

Eight divided by four equals two.

3  Listen to some sums and write them down. What number is n in each one?

Example

$3 \times n = 12$ (n = 4)

4 Write some sums. Then work with a partner.
 A – dictate a sum. B – write it down and say the answer.

Example

- A Nine multiplied by three, minus six, plus four equals ...
 B It equals twenty-five.