



1

Can you speak English?

First meetings

1  Two people meet for the first time. Listen and number the photos 1 to 4.



'I only speak a little English.'
'Me too. Just a little, so 1.'




'It's 2.'
..... 3 for your machine.'



'Hi, I'm Eduardo Santez.'
'Hello. Nice 4.'



'It's 5 pass.'

2  Listen again. Write the missing words under the pictures.

3 Match a sentence (1-7) to the correct reply (a-g).

- 1 Welcome to São Paulo.
- 2 Nice to meet you.
- 3 What's this?
- 4 Is this manual in Portuguese?
- 5 Can you speak English?
- 6 Please speak slowly.
- 7 Thank you.

- a OK, no problem.
- b You're welcome.
- c It's a manual for your machine.
- d Thanks.
- e Nice to meet you, too.
- f Yes, just a little.
- g No, it's in English.

4 Which words are missing in these conversations? Work with a partner. Have similar conversations.

- 1 A Excuse me. Are you ...?
B Yes, I ...
A Hello, I'm ...
B Hi, nice to ...
A Nice to ..., too.
- 2 A Welcome to ...
B Thanks.
A Can you speak ...?
B No, I'm sorry. Can you ... English?
A Just a ..., so please ... slowly.
B OK, no ...
- 3 A What's ...?
B ... manual. It's for you.
A ... very much.
B You're ...
A Is it in ...?
B No, it's in English.

Reference and telephone numbers

- 1 Count from 1 to 10 in English. Now count backwards: ten, nine, ...



- 2 Listen and write the numbers.

1

2

3

4

5

- dash / slash 33 double 3 0 oh / zero

- 3 Say these numbers.

- 4 What parts does your telephone number have?

+44 1865 356767 ext 4260

country code area code number extension

- 1 Write your contact numbers in the table.
2 Ask other students for their numbers and write them in the table.


What's your home telephone number?

	HOME	WORK	FAX	MOBILE PHONE*
My numbers				
Student 1:				
Student 2:				
Student 3:				

mobile phone BrE – cell phone AmE

Identifying things

1 Match the words and pictures. Write the number in the box next to the word.



- ☐ a manual
- ☐ an electronic organizer
- ☐ pen
- ☐ apple
- ☐ mobile phone
- ☐ passport
- ☐ English dictionary
- ☐ bag
- ☐ electronic pass
- ☐ map
- ☐ pencil
- ☐ torch*
- ☐ key

- ☐ orange
- ☐ umbrella
- ☐ ticket
- ☐ battery
- ☐ identity card
- ☐ alarm clock
- ☐ newspaper

torch BrE – flashlight AmE

1 one	2 two	3 three	4 four	5 five
6 six	7 seven	8 eight	9 nine	10 ten
11 eleven	12 twelve	13 thirteen	14 fourteen	15 fifteen
16 sixteen	17 seventeen	18 eighteen	19 nineteen	20 twenty

- 2 ^{1.3} Listen and write *a* or *an* in front of the words in 1. Look at the words. When is it *a*? When is it *an*? Complete the rules by writing *a* or *an*.

a or *an*?

With vowel sounds (a, e, i, o, u), use
 With other sounds (b, c, d, f, etc.), use

- 3 Work with a partner. Test each other. Point to things in the picture. Ask and answer questions.


A What's this?
 B It's a ... / an ...

- 4 Ask your teacher to name things in the room.



A What's this in English?
 B It's a chair.

- 5 Test some other students.



A What's this in English?
 B I can't remember.
 C It's a window.








- 6 ^{1.4} Listen to eight sounds. Write down what each sound is, then check your answers in file 2 on page 103.

is / *isn't*

- + It's an alarm clock. (it + is = it's)
- It isn't a siren. (is + not = isn't)
- ? Is it a keyboard?
- ✓ Yes, it is. / ✗ No, it isn't.

International words

- 1 Complete the chart.

	The word in English	The word in my language
	robot	
	video	
	engineer	
	taxi	
	television	
	kilometre	
$y = \frac{a}{2} + \frac{x}{2}$	mathematics	
	football	

- 2 The word *robot* is an international word. It's the same or similar in many languages. Think of more international words.

