

5 Where is it?

Describing controls

1 Look at this control panel. Read the text and find these controls.

- | | | |
|----------------|-----------|------------|
| 1 levers | 4 clock | 7 air vent |
| 2 LCD displays | 5 sockets | 8 knobs |
| 3 key pad | 6 gauges | 9 switches |



There are three levers at the top on the left. There are two LCD displays on the right in the centre and there is a key pad at the bottom on the right. There is also a clock and an air vent and there are six sockets, four gauges, three knobs, and five switches.

2 Listen and repeat the words.
sockets switches knobs gauges levers

3 When is it there is ... and when is it there are ...? Complete the rule by choosing the right answer.

there is / there are

- For one thing, use *there is ... / there are ...*
- For two or more things, use *there is ... / there are ...*

We write *there is ...*, but we say *there's ...*

4 Underline the words *in*, *on*, and *at* in the text in 1. Then complete the phrases below with *in*, *on*, or *at*.


Describing position

..... the top the bottom
..... the right the left
..... the centre

5 Work with a partner. Ask and answer questions about the controls.

- A Where's the clock?
B It's in the centre on the left.
- A Where are the switches?
B They're on the right at the top.

6 Read about some more controls and look at the picture. There are some mistakes in the text. Find the mistakes and correct them.

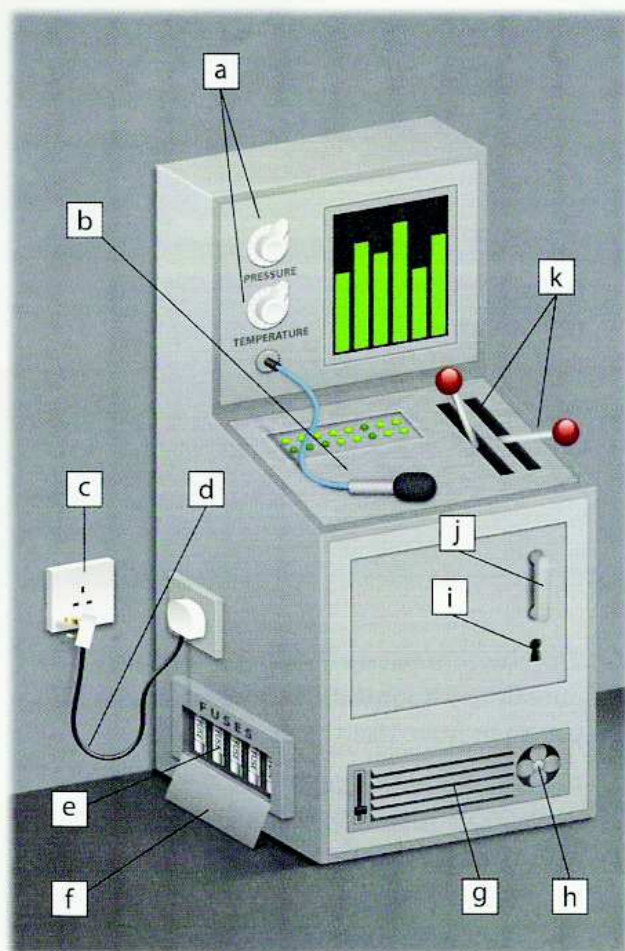


There's an alarm bell in the centre at the bottom, and there are four fuses at the bottom on the right. There are two switches at the top on the left. There's a gauge at the top on the right and a lever at the bottom. The switches are off and the lever is down.

Example

There's an alarm bell in the centre at the ^{top} ~~bottom~~ ...

- 7 Match the parts of this control station with the words in the list.



microphone	fuse	fan
handle	socket	lock
air vent	cover	lead*
levers	knobs	

lead **BrE** – power cord **AmE**

- 8 Look at the control station in 7 again. What do we:

- 1 open and close?
- 2 pull and push?
- 3 lock and unlock?
- 4 plug in and unplug?
- 5 turn clockwise and anti-clockwise*?
- 6 turn on and turn off?
- 7 remove and replace when they burn out?

anti-clockwise **BrE** – counter-clockwise **AmE**

Example

open and close – the air vent, the cover

- 9 Read these instructions. Point to the correct part of the control station.

- 1 Close the air vent.
- 2 Turn off the fan.
- 3 Pull the lever.
- 4 Unlock the cover.
- 5 Plug in the control station.
- 6 Turn the knobs clockwise.
- 7 Remove the fuse.

- 10 Give the opposite instructions.

Example

Close the air vent. – **Open** the air vent.

- 11 Watch your teacher mime some of the instructions. Say the instructions.
- 12 Work with a partner. **A** – give the instructions. **B** – mime the instructions.
- 13 Work with a partner. **A** – look at the information below. **B** – look at file 11 on page 105.

A


Here's another control panel. Your partner has a similar picture, but there are six differences. Describe your control panel to your partner. Find the differences.

A There are two switches.

B Where are they?

A On the right at the top.

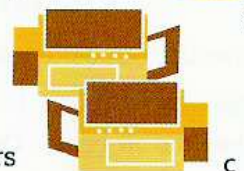
B Are they on or off?




Describing facilities

1 Match these facilities to the correct symbol.

- 1 restaurant
- 2 stairs
- 3 telephones
- 4 car park*
- 5 elevator
- 6 toilets*
- 7 meeting rooms
- 8 coffee bar
- 9 photocopiers
- 10 Internet computers
- 11 smoking area
- 12 reception desk
- 13 fitness centre
- 14 swimming pool



car park **BrE** – parking lot **AmE**
toilets **BrE** – bathroom **AmE**



2 A hotel guest wants five things. What are they? Listen and find out.

3 What facilities are there at the hotel? Is there:

- 1 a restaurant in the hotel?
- 2 24-hour room service?
- 3 a restaurant near the hotel?
- 4 a minibar in the room?
- 5 an elevator?

4 Listen again and complete the questions. Then answer them.

- 1 's the hotel restaurant?
- 2 room service?
- 3 restaurants near the hotel?
- 4 minibar in my room?
- 5 elevator?

5 When is it *Is there ...* and when is it *Are there ...*? Complete the rules by choosing the right answer.

Is there a(n) ...? / Are there any ...?

- For one thing ask *Are there any ...?* / *Is there a(n) ...?*
- For two or more things ask *Are there any ...?* / *Is there a(n) ...?*

6 Work with a partner. Ask and answer questions about the facilities of the building you're in now. Use the symbols in 1.

A *Is there a restaurant?*

B *No, there isn't.*

A *Are there any stairs?*

B *Yes, there are.*

What other facilities are there?

7 Work with a partner again. Look at this elevator sign. Ask and answer questions about these facilities.

- reception desk
- car park
- coffee bar
- swimming pool
- fitness centre
- cocktail bar
- Italian restaurant
- meeting rooms

A *Where's the reception desk?*

B *It's on the first floor.*

The Prince Regent Hotel	Floor
Rooftop Pool	23
President's Fitness Club	22
Fazio's Pizzeria	12
Hawaii Nights Cocktail Bar	11
Executive Meeting Rooms	3 and 4
Rio Coffee Lounge	2
Reception	1
Parking	Lower level

Describing tests



- 1 Look at the pictures. How many vehicles and people are there? Are they real people?
- 2 Complete the conversation. Write *there's*, *there isn't*, *there are*, or *there aren't*.

Picture 1

- Q How many people are there in the car?
 A None, but¹ three dummies.² a dummy of a man at the front and a woman and child at the back, but³ any real people.
 Q It's just a test?
 A Yes, it's a 56 km/h crash test.

Picture 2

- Q Where are the car doors?
 A⁴ any. We want to see the dummies move.
 Q What about seat belts?
 A⁵ a seat belt at the front, and⁶ an air bag too. But⁷ a seat belt at the back.

Picture 3

- Q Is this a dummy too?⁸ circles on its clothes.
 A Yes, it's another test.⁹ sensors in its body too. They help us measure its movement.
 Q Is there a fire here?
 A No,¹⁰. It's an air bag.

- 3 Underline the plural words in the questions and answers in 2.

Example

How many people are there in the car?

Plurals

- 1 Add -s if there is more than one thing.
one door – two doors, one belt – three belts
- 2 Some plurals end with -es or -ies.
If a word ends -sh, -s, -ch, -x, or -z, add -es.
crashes, addresses, switches, faxes
- 3 If a word ends with a consonant +y, remove -y and add -ies.
dummy → dummies, battery → batteries.
- 4 Some plurals are irregular.
one person – two people

- 4 Write the plurals of these words. Add -s, -es, or -ies.

1 battery	<u>batteries</u>
2 sandwich
3 box
4 lock
5 key
6 security pass
7 dictionary

- 5 These words have irregular plural forms. What are they? Ask your teacher for help or use a dictionary.

1 person	<u>people</u>
2 man
3 woman
4 child
5 foot
6 tooth